

ADB Clinics – Quick Reference Guide

Step 1: Self-enroll to the course below.

- a.) Go to [ADB eLearn](#) and log in to your account.
- b.) Access the course by clicking on the course name listed on the Site Announcement page.
- c.) Click the “**Enroll me**” button.

The screenshot displays the 'Enrollment options' section of the ADB eLearn platform. On the left, there is a course card for 'ADB eLearn Clinic' with the subtitle 'November 15, 2022: Video Assignment'. The card includes the ADB eLEARN Clinics logo and a description: 'Get to know the ADB eLearn platform better. Join us for as we kick off our series of knowledge sessions this month.' Below the card, there is a small orange banner with the text: 'Do report being delivery. Check learning experiences that are engaging, relevant and memorable at all ADB eLearn. We're happy to hear. Email us at eLearning@adb.org'. To the right of the course card, a dropdown menu is open, showing the option 'Self enrollment (Learner)'. Below this option, it states 'No enrollment key required.' and a button labeled 'Enroll me' is visible, which is highlighted with a red rectangular border.

ADB Clinics – Quick Reference Guide

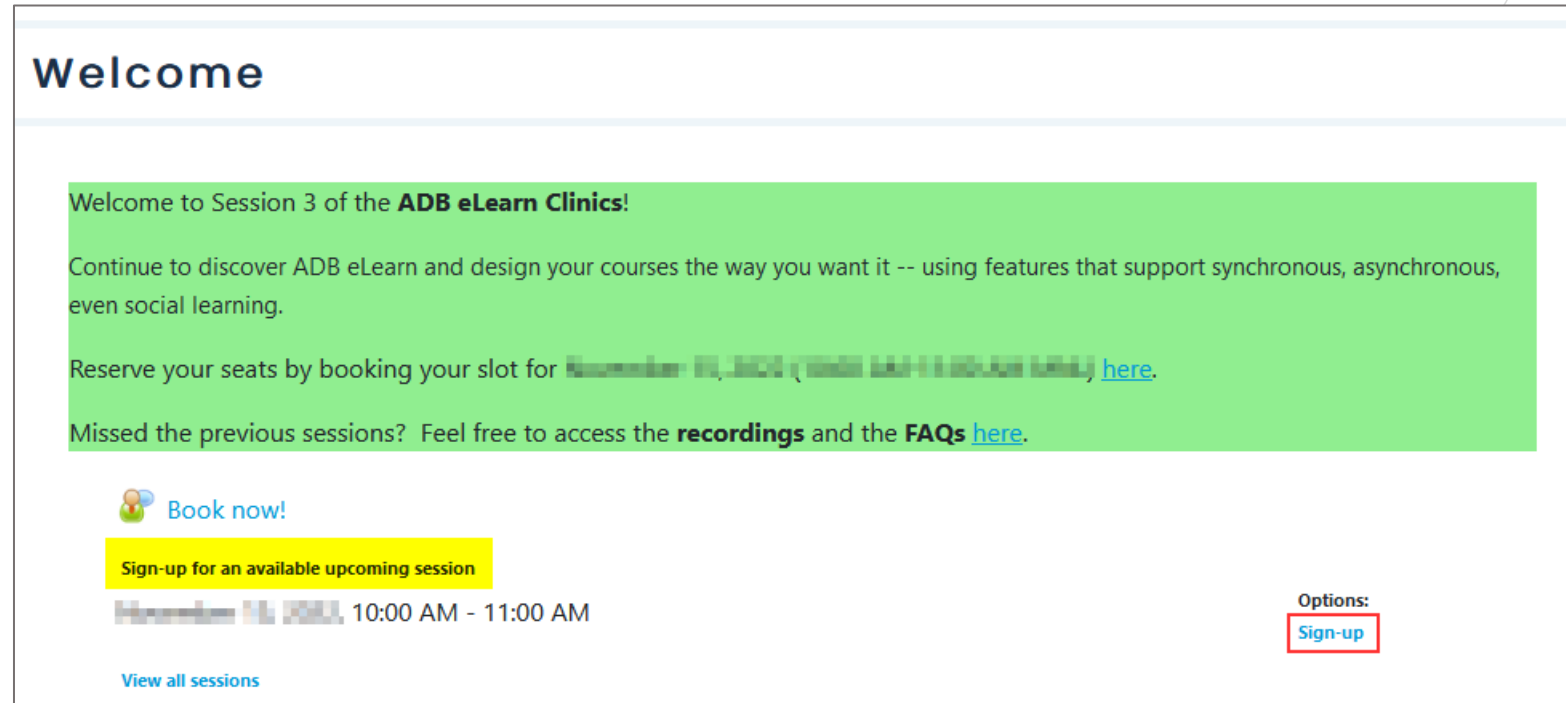
Step 1: Self-enroll to the following courses below.

d.) Once you are enrolled to the course, you will be able to view the course page.

The screenshot shows the course page for "ADB eLearn Clinic November 15, 2022: Video, Assignment". The page includes a breadcrumb trail (Home > My courses > CCT11152022), a confirmation message "You are enrolled in the course.", a banner image with the text "ADB eLearn Clinic: Video & Assignments", and a "Welcome" section. The welcome message states: "Welcome to Session II of the ADB eLearn Clinics! Continue to discover ADB eLearn and design your courses the way you want it -- using features that support synchronous, asynchronous, even social learning. Reserve your seats by booking your slot for November 15, 2022 (ADB eLearn ADB eLearn) here. Missed the previous sessions? Feel free to access the recordings and the FAQs here." Below this, there is a "Book now!" button, a sign-up option for an upcoming session on "2022, 10:00 AM - 11:00 AM", and a "View all sessions" link. A "Need help?" button is visible in the bottom right corner.

Step 2: Sign-up to the available session

- a.) Sign-up for an available upcoming session by clicking the “**Sign-up**” button.



The screenshot shows a web interface for ADB eLearn Clinics. At the top, it says "Welcome". Below that, a green box contains the following text: "Welcome to Session 3 of the **ADB eLearn Clinics!** Continue to discover ADB eLearn and design your courses the way you want it -- using features that support synchronous, asynchronous, even social learning. Reserve your seats by booking your slot for ~~November 11, 2021~~ (2021-11-11 10:00 AM - 11:00 AM) [here](#). Missed the previous sessions? Feel free to access the **recordings** and the **FAQs** [here](#)." Below the green box, there is a "Book now!" button with a person icon. Underneath, a yellow button says "Sign-up for an available upcoming session". Below that, the date and time "November 11, 2021, 10:00 AM - 11:00 AM" are displayed. At the bottom left, there is a link "View all sessions". At the bottom right, under the heading "Options:", there is a red-bordered button labeled "Sign-up".

Step 2: Sign-up to the available session

b.) Session details and Notification type will be shown on the screen. Click the “**Sign-up**” button.

Sign-up for Book now!

Session date/time Wednesday, November 14, 2024, 10:00 AM – Wednesday, November 14, 2024, 11:00 AM

Seats available 100


Duration 1 hour

Details **ADB eLearn Clinics**
10am – 11am
In Focus: **Video Conferencing**

Join on your computer, mobile app or room device
[Click here to join the meeting](#)

Meeting ID: **157619706**
Passcode: **157619706**
[Download Teams](#) | [Join on the web](#)

Join with a video conferencing device
157619706@t.plcm.vc
Video Conference ID: **157619706**
[Alternate VTC instructions](#)

 **ASIAN DEVELOPMENT BANK**

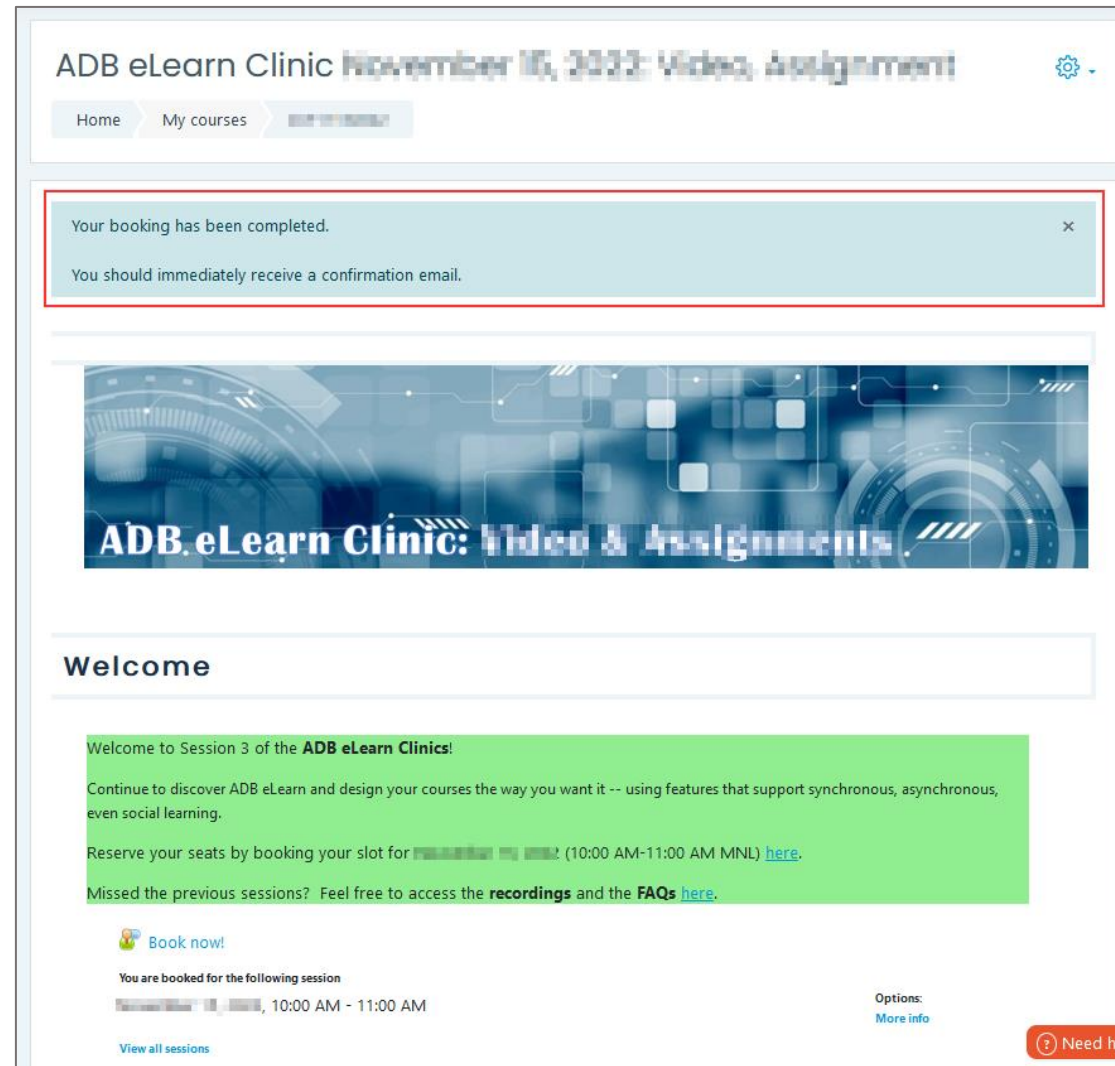
[Learn More](#) | [Meeting options](#)

Notification Type 🔔 ? 🔔 ? Need help?

Sign-up Cancel

Step 2: Sign-up to the available session

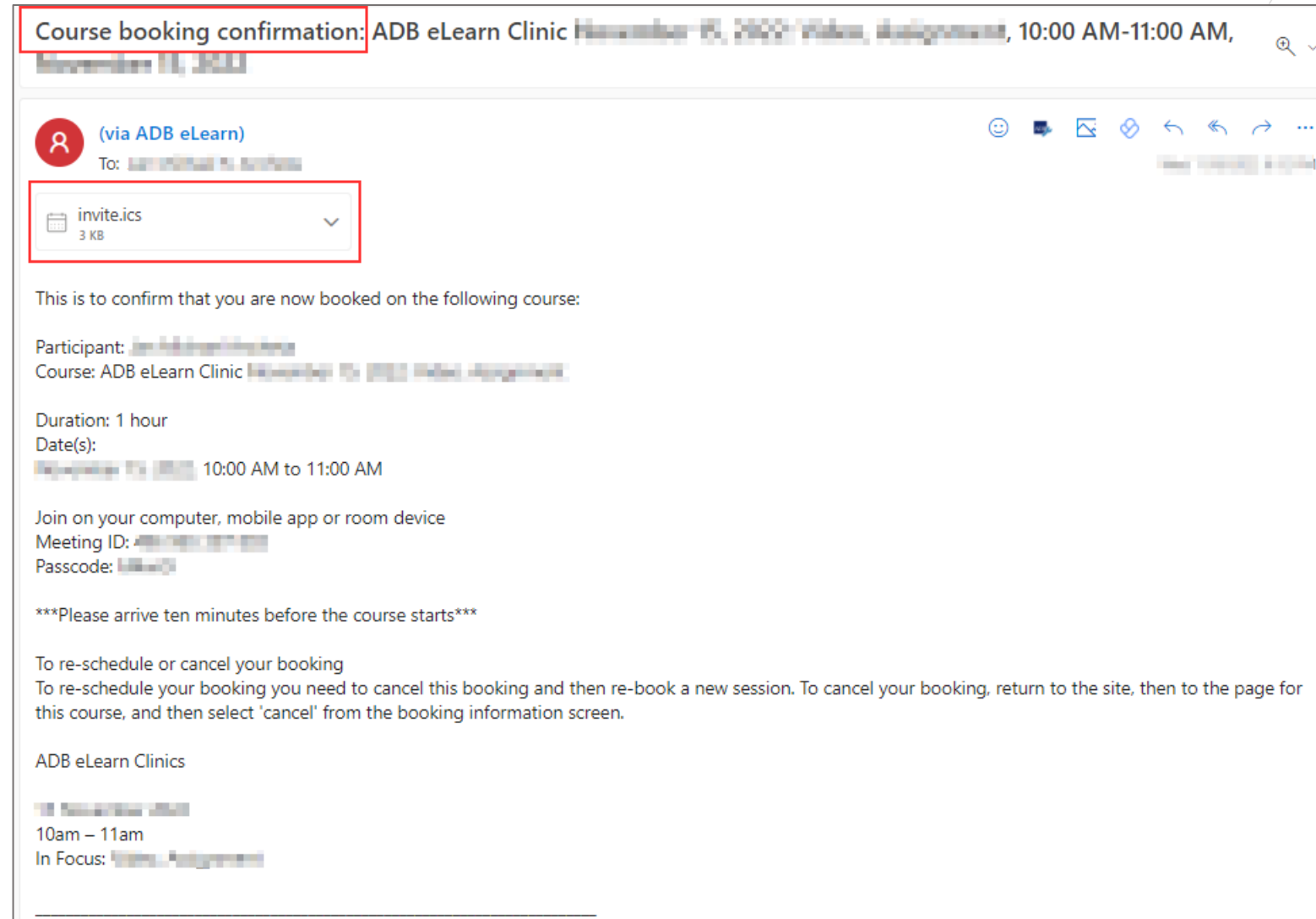
c.) You will be redirected back to course page, showing a notification that your booking has been completed.



The screenshot displays the ADB eLearn Clinic interface. At the top, the page title is "ADB eLearn Clinic November 16, 2022: Video, Assignment" with a settings gear icon. Below the title is a breadcrumb trail: "Home > My courses > ADB eLearn Clinic". A light blue notification box with a red border and a close button (x) contains the text: "Your booking has been completed. You should immediately receive a confirmation email." Below the notification is a banner image with the text "ADB eLearn Clinic: Video & Assignments". Underneath the banner is a "Welcome" section. A green box contains the following text: "Welcome to Session 3 of the ADB eLearn Clinics! Continue to discover ADB eLearn and design your courses the way you want it -- using features that support synchronous, asynchronous, even social learning. Reserve your seats by booking your slot for [redacted] (10:00 AM-11:00 AM MNL) [here](#). Missed the previous sessions? Feel free to access the **recordings** and the **FAQs** [here](#)." Below the green box is a "Book now!" button with a calendar icon. Underneath, it states "You are booked for the following session" followed by "[redacted], 10:00 AM - 11:00 AM". To the right of this text are "Options:" and "More info" links. At the bottom left is a "View all sessions" link, and at the bottom right is a red "Need help?" button with a question mark icon.

Step 2: Sign-up to the available session

d.) Check your email for the booking confirmation with the invite.ics file.



The screenshot shows an email interface with the following content:

- Subject:** Course booking confirmation: ADB eLearn Clinic [blurred], 10:00 AM-11:00 AM, [blurred]
- From:** (via ADB eLearn)
- To:** [blurred]
- Attachment:** invite.ics (3 KB)
- Body:**
 - This is to confirm that you are now booked on the following course:
 - Participant: [blurred]
 - Course: ADB eLearn Clinic [blurred]
 - Duration: 1 hour
 - Date(s): [blurred] 10:00 AM to 11:00 AM
 - Join on your computer, mobile app or room device
 - Meeting ID: [blurred]
 - Passcode: [blurred]
 - ***Please arrive ten minutes before the course starts***
 - To re-schedule or cancel your booking
To re-schedule your booking you need to cancel this booking and then re-book a new session. To cancel your booking, return to the site, then to the page for this course, and then select 'cancel' from the booking information screen.
 - ADB eLearn Clinics
 - [blurred]
 - 10am – 11am
 - In Focus: [blurred]