

ADB Clinics – Quick Reference Guide

Step 1: Self-enroll to the following courses below.

Course Name:
ADB eLearn Clinic November 15, 2022: Video, Assignments
ADB eLearn Clinic November 22, 2022: Feedback, Forum
ADB eLearn Clinic November 29, 2022: Badges, Certificate
ADB eLearn Clinic December 6, 2022: Face-to-Face, Course Completion Set-up

- a.) Go to [ADB eLearn](#) and log in to your account.
- b.) Access the course above by clicking on the course name.
- c.) Click the “**Enroll me**” button.

The screenshot displays the 'Enrollment options' page. On the left, there is a course card for 'ADB eLearn Clinic November 15, 2022: Video, Assignments'. The card includes a promotional banner with the text 'Get to know the ADB eLearn platform better. Join us for as we kick off our series of knowledge sessions this month.' and the ADB eLEARN Clinics logo. Below the banner, the course title and date are listed. On the right side of the page, under the heading 'Self enrollment (Learner)', it states 'No enrollment key required.' and features a dark blue button with the text 'Enroll me' in white, which is highlighted with a red rectangular border.

ADB Clinics – Quick Reference Guide

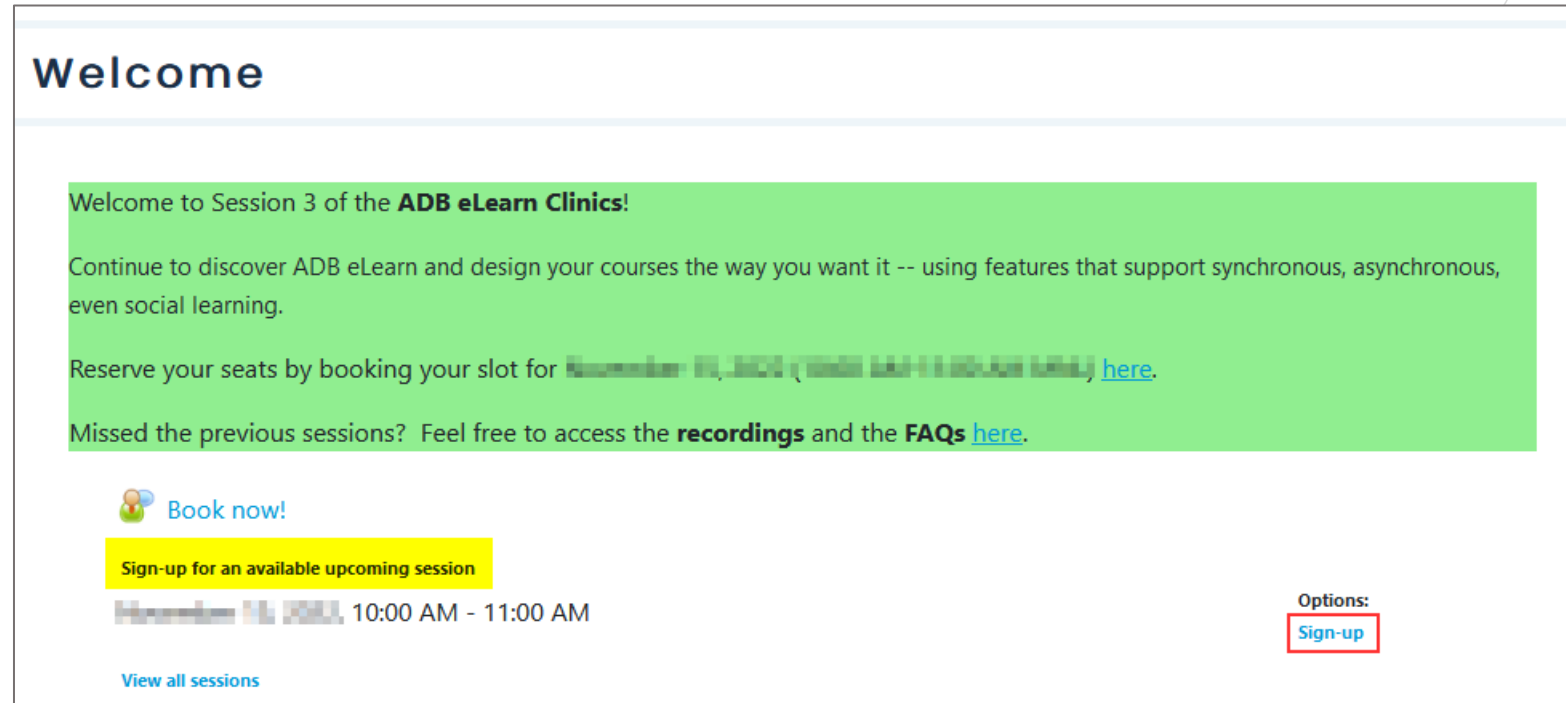
Step 1: Self-enroll to the following courses below.

d.) Once you are enrolled to the course, you will be able to view the course page.

The screenshot shows the course page for "ADB eLearn Clinic November 15, 2022: Video, Assignment". The breadcrumb trail includes "Home", "My courses", and "CCT11152022". A green notification bar states "You are enrolled in the course." Below this is a banner image with the text "ADB eLearn Clinic: Video & Assignments". The "Welcome" section contains a green box with the following text: "Welcome to Session II of the ADB eLearn Clinics! Continue to discover ADB eLearn and design your courses the way you want it -- using features that support synchronous, asynchronous, even social learning. Reserve your seats by booking your slot for November 15, 2022 (8:00 AM - 11:00 AM) [here](#). Missed the previous sessions? Feel free to access the **recordings** and the **FAQs** [here](#)." Below the green box is a "Book now!" button with a person icon. Underneath, it says "Sign-up for an available upcoming session" and shows a calendar icon, the date "2022, 10:00 AM - 11:00 AM", and "Options: Sign-up". There is also a "View all sessions" link and a red "Need help?" button with a question mark icon.

Step 2: Sign-up to the available session

- a.) Sign-up for an available upcoming session by clicking the “**Sign-up**” button.




Welcome

Welcome to Session 3 of the **ADB eLearn Clinics!**

Continue to discover ADB eLearn and design your courses the way you want it -- using features that support synchronous, asynchronous, even social learning.

Reserve your seats by booking your slot for ~~November 11, 2021 (10:00 AM - 11:00 AM)~~ [here](#).

Missed the previous sessions? Feel free to access the **recordings** and the **FAQs** [here](#).

 **Book now!**

Sign-up for an available upcoming session

~~November 11, 2021~~, 10:00 AM - 11:00 AM

[View all sessions](#)

Options:
Sign-up

Step 2: Sign-up to the available session

b.) Session details and Notification type will be shown on the screen. Click the “**Sign-up**” button.

Sign-up for Book now!

Session date/time Wednesday, November 14, 2024, 10:00 AM – Thursday, November 14, 2024, 11:00 AM

Seats available 100


Duration 1 hour

Details **ADB eLearn Clinics**
10am – 11am
In Focus: **Video Conferencing**

Join on your computer, mobile app or room device
[Click here to join the meeting](#)

Meeting ID: **157619706**
Passcode: **157619706**
[Download Teams](#) | [Join on the web](#)

Join with a video conferencing device
157619706@t.plcm.vc
Video Conference ID: **157619706**
[Alternate VTC instructions](#)

 **ASIAN DEVELOPMENT BANK**

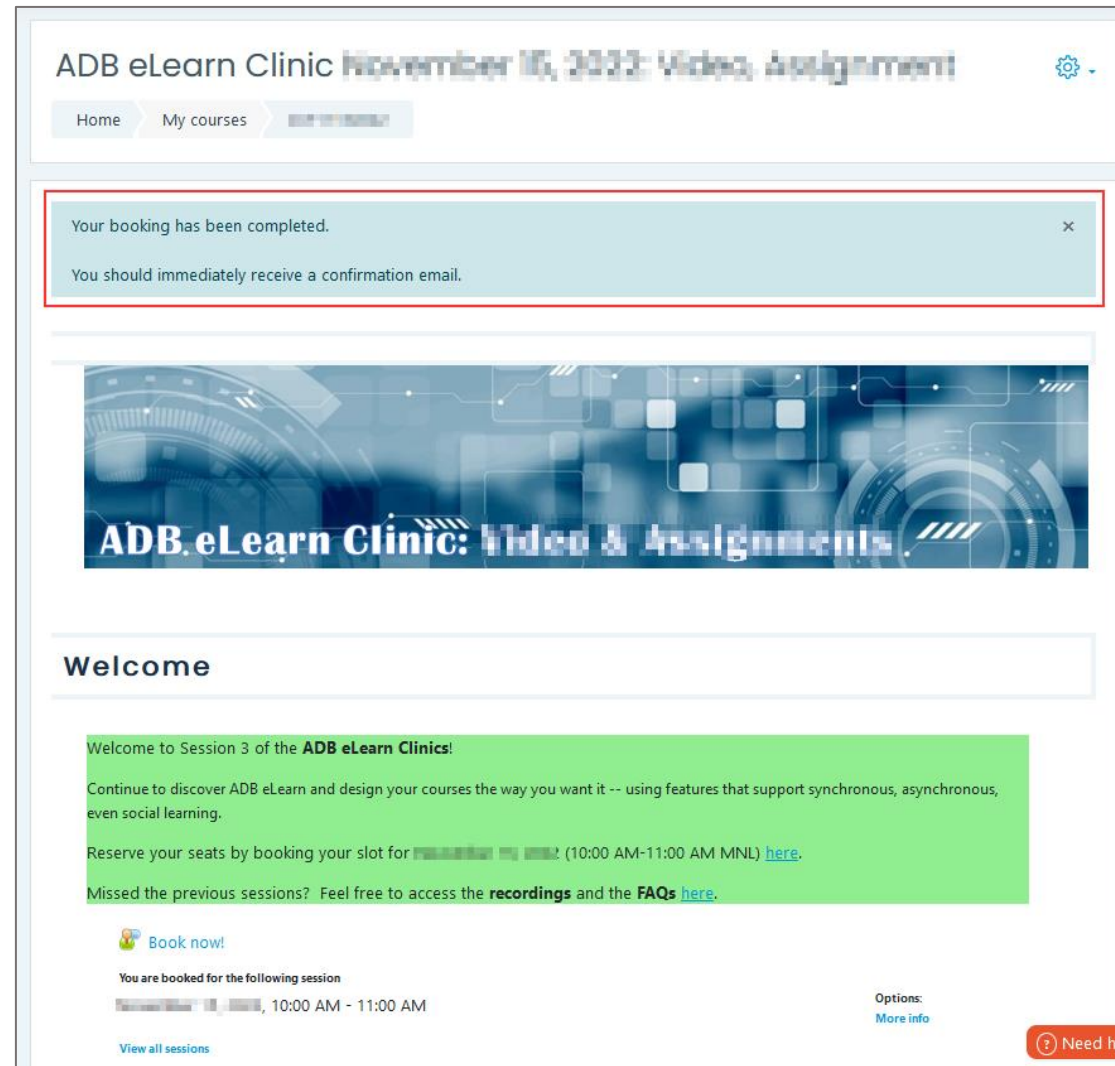
[Learn More](#) | [Meeting options](#)

Notification Type 🔔 ? 🔔 ? Need help?

Sign-up Cancel

Step 2: Sign-up to the available session

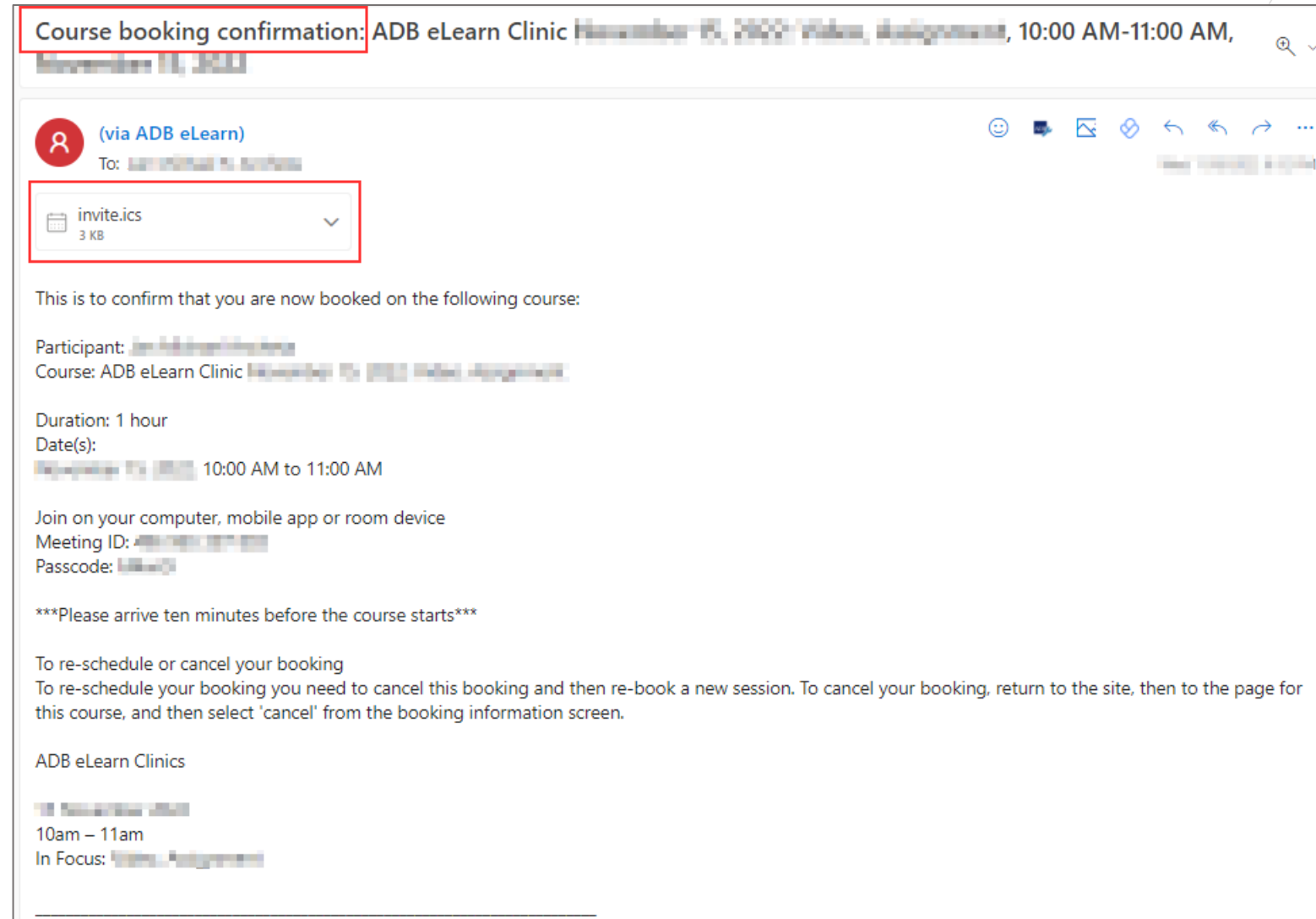
c.) You will be redirected back to course page, showing a notification that your booking has been completed.



The screenshot displays the ADB eLearn Clinic interface. At the top, the page title is "ADB eLearn Clinic November 16, 2022: Video, Assignment". Below the title, there are navigation tabs for "Home", "My courses", and "My bookings". A red-bordered notification box is highlighted, containing the text: "Your booking has been completed. You should immediately receive a confirmation email." Below the notification is a banner for "ADB eLearn Clinic: Video & Assignments". Underneath the banner is a "Welcome" section with a green background. The text in the green box reads: "Welcome to Session 3 of the ADB eLearn Clinics! Continue to discover ADB eLearn and design your courses the way you want it -- using features that support synchronous, asynchronous, even social learning. Reserve your seats by booking your slot for [redacted] (10:00 AM-11:00 AM MNL) [here](#). Missed the previous sessions? Feel free to access the **recordings** and the **FAQs** [here](#)." Below the green box is a "Book now!" button with a calendar icon. At the bottom, it states "You are booked for the following session" followed by the session details: "November 16, 2022, 10:00 AM - 11:00 AM". There is also an "Options: More info" link and a "View all sessions" link. A red "Need help?" button is located in the bottom right corner.

Step 2: Sign-up to the available session

d.) Check your email for the booking confirmation with the invite.ics file.



The screenshot shows an email interface with the following content:

- Subject:** Course booking confirmation: ADB eLearn Clinic [blurred] November 15, 2022: Video, Assignment, 10:00 AM-11:00 AM, November 15, 2022
- From:** (via ADB eLearn)
- To:** [blurred]
- Attachment:** invite.ics (3 KB)
- Body:**
 - This is to confirm that you are now booked on the following course:
 - Participant: [blurred]
 - Course: ADB eLearn Clinic [blurred]
 - Duration: 1 hour
 - Date(s): [blurred] 10:00 AM to 11:00 AM
 - Join on your computer, mobile app or room device
 - Meeting ID: [blurred]
 - Passcode: [blurred]
 - ***Please arrive ten minutes before the course starts***
 - To re-schedule or cancel your booking
To re-schedule your booking you need to cancel this booking and then re-book a new session. To cancel your booking, return to the site, then to the page for this course, and then select 'cancel' from the booking information screen.
 - ADB eLearn Clinics
 - [blurred]
 - 10am – 11am
 - In Focus: [blurred]